

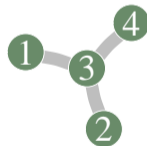
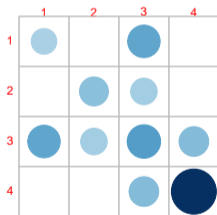
Bayesian Joint Spike-and-Slab Graphical Lasso

Zehang Richard Li @ Yale Biostat

Joint work with Tyler H. McCormick (UW) and Samuel J. Clark (OSU)

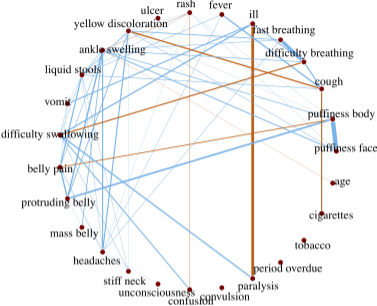
$$p(\mathbf{x}|\boldsymbol{\mu}, \boldsymbol{\Omega}) = \text{Normal}(\boldsymbol{\mu}, \boldsymbol{\Omega}^{-1})$$

$$\boldsymbol{\Omega} = \begin{pmatrix} \omega_{11} & 0 & \omega_{13} & 0 \\ & \omega_{22} & \omega_{23} & 0 \\ & & \omega_{33} & \omega_{34} \\ & & & \omega_{44} \end{pmatrix}$$



Contributions

Stroke

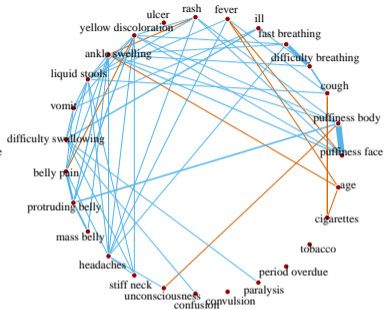


Contributions

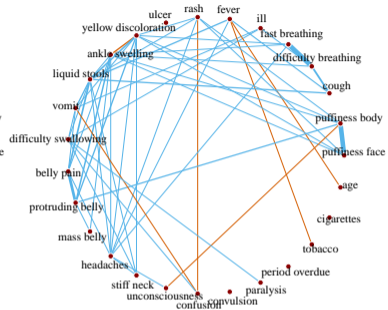
Stroke



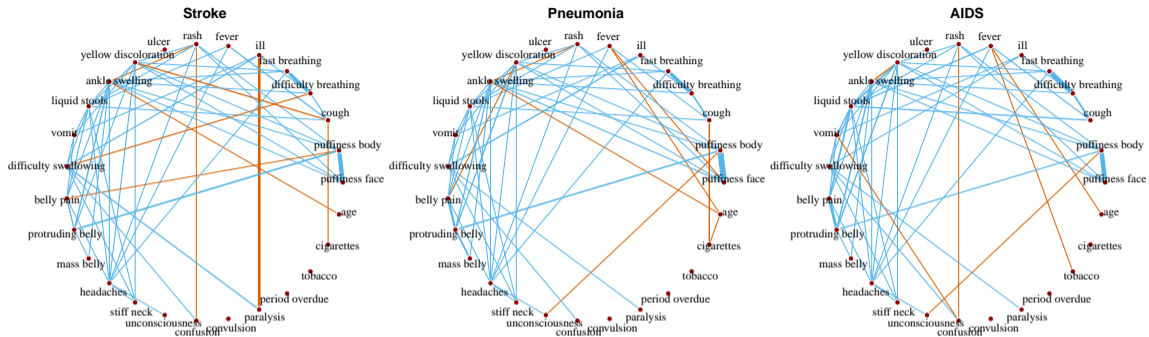
Pneumonia



AIDS




Contributions



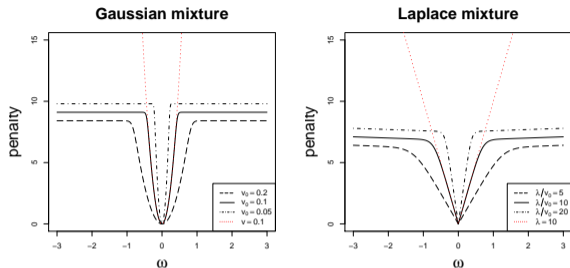
- ▶ A new graphical lasso type penalty for learning **multiple related graphs**.
- ▶ Joint graphical lasso (Danaher et al., 2014)

Contributions



- ▶ A new graphical lasso type penalty for learning **multiple related graphs**.
 - ▶ Joint graphical lasso (Danaher et al., 2014)
- ▶ **Reducing bias** from over-shrinkage and automatic **tuning parameter** selection.
 - ▶ EM algorithm for graphical model (Li and McCormick, 2019)

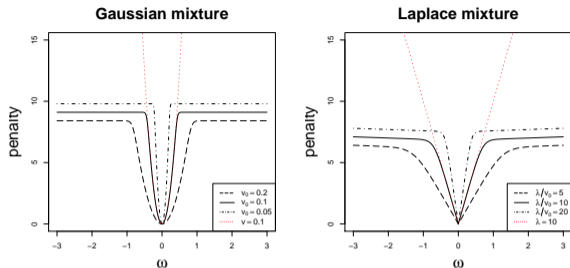
Doubly spike-and-slab joint graphical lasso priors



spike-and-slab mixture penalties

$$\text{pen}(\{\Omega\}) = \frac{\lambda_0}{2} \sum_{\mathbf{g}} \sum_j |\omega_{jj}^{(\mathbf{g})}| + \lambda_1 \sum_{\mathbf{g}} \sum_{j < k} \frac{|\omega_{jk}^{(\mathbf{g})}|}{v_{\delta_{jk}}} +$$

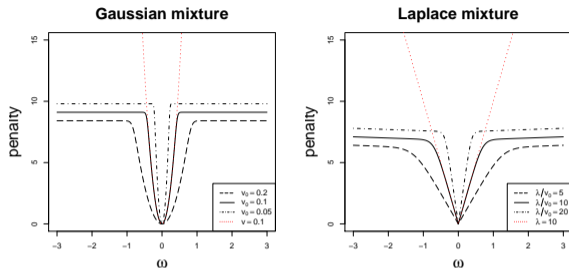
Doubly spike-and-slab joint graphical lasso priors



spike-and-slab mixture penalties

$$pen(\{\Omega\}) = \frac{\lambda_0}{2} \sum_g \sum_j |\omega_{jj}^{(g)}| + \lambda_1 \sum_g \sum_{j < k} \frac{|\omega_{jk}^{(g)}|}{v_{\delta_{jk}}} + \underbrace{\lambda_2 \sum_{j < k} \frac{\widetilde{pen}(\omega_{jk})}{v_{\xi_{jk}^*}}}_{\text{similarity}}$$

Doubly spike-and-slab joint graphical lasso priors



spike-and-slab mixture penalties

$$\text{pen}(\{\Omega\}) = \frac{\lambda_0}{2} \sum_{\mathbf{g}} \sum_j |\omega_{jj}^{(\mathbf{g})}| + \lambda_1 \sum_{\mathbf{g}} \sum_{j < k} \frac{|\omega_{jk}^{(\mathbf{g})}|}{v_{\delta_{jk}}} + \underbrace{\lambda_2 \sum_{j < k} \frac{\widetilde{\text{pen}}(\omega_{jk})}{v_{\xi_{jk}^*}}}_{\text{similarity}} - \underbrace{\log(p(\boldsymbol{\delta}, \boldsymbol{\xi}))}_{\text{sparsity priors}}$$

Fully Bayesian characterization via scale mixture of normal priors

Fully Bayesian treatment can be expensive. Let's just find the posterior mode using EM algorithm (Ročková and George, 2014).

Fully Bayesian treatment can be expensive. Let's just find the posterior mode using EM algorithm (Ročková and George, 2014).

E-step:

- ▶ Calculate posterior inclusion probabilities: $p_{\delta_{jk}, \xi_{jk}}^*(j, k)$.
- ▶ Impute missing values.

Fully Bayesian treatment can be expensive. Let's just find the posterior mode using EM algorithm (Ročková and George, 2014).

E-step:

- ▶ Calculate posterior inclusion probabilities: $p_{\delta_{jk}, \xi_{jk}}^*(j, k)$.
- ▶ Impute missing values.

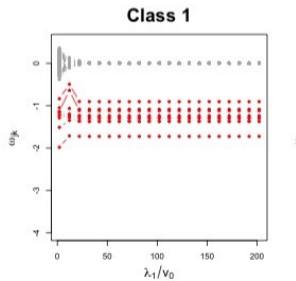
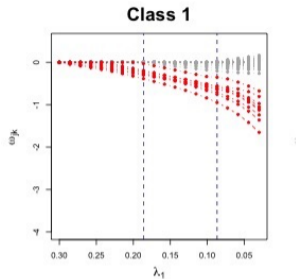
M-step:

- ▶ Solve the joint graphical lasso problem with ADMM

$$\{\hat{\Omega}\} = \operatorname{argmax}_{\{\Omega\}} \left\{ \dots - \sum_{j < k} \lambda_1 \left(\frac{p_{0,0}^*(j, k)}{v_0} + \frac{1 - p_{0,0}^*(j, k)}{v_1} \right) \sum_g |\omega_{jk}^{(g)}| \right. \\ \left. - \sum_{j < k} \lambda_2 \left(\frac{1 - p_{1,1}^*(j, k)}{v_0} + \frac{p_{1,1}^*(j, k)}{v_1} \right) \widetilde{\text{pen}}(\omega_{jk}) \right\}$$

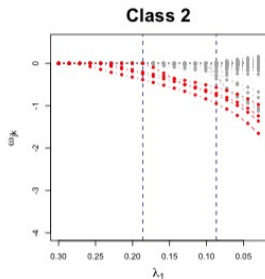
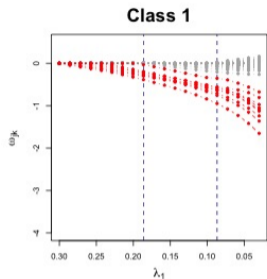
- ▶ Maximize over π_δ and π_ξ have closed form solutions

Dynamic posterior exploration

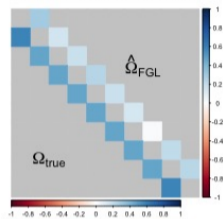


$$n_1 = n_2 = 150, p = 100$$

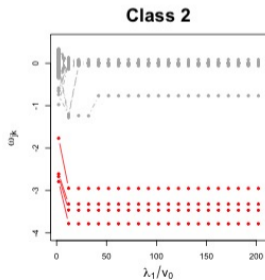
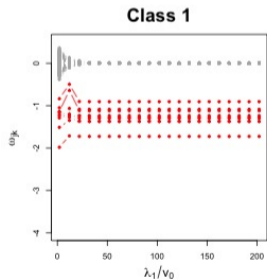
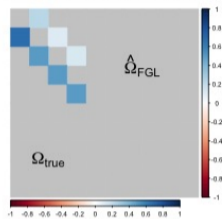
Dynamic posterior exploration



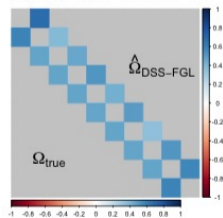
Class 1 : F-norm=6.8



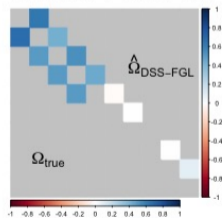
Class 2 : F-norm=23.8



Class 1 : F-norm=1.8

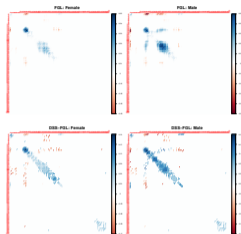


Class 2 : F-norm=6.6



$$n_1 = n_2 = 150, p = 100$$

Verbal Autopsy and more...come to poster tonight!



Abbreviation

Questionnaire item

belly pain

For how long before death did [name] have belly pain? [days]

protruding belly

For how long before death did [name] have a protruding belly? [days]

mass belly

For how long before death did [name] have a mass in the belly [days]

headaches


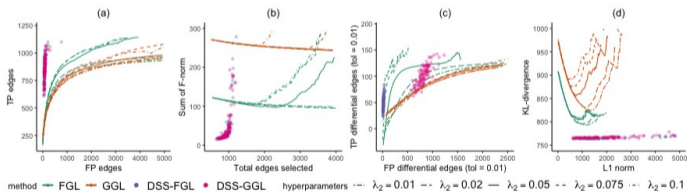
For how long before death did [name] have headaches? [days]

stiff neck

For how long before death did [name] have stiff neck? [days]

unconsciousness

For how long did the period of loss of consciousness last? [days]



Get in touch? @zrichardli

References I

- Danaher, P., Wang, P., and Witten, D. M. (2014). The joint graphical lasso for inverse covariance estimation across multiple classes. *Journal of the Royal Statistical Society: Series B (Statistical Methodology)*, 76(2):373–397.
- Li, Z. R. and McCormick, T. H. (2019). An Expectation Conditional Maximization approach for Gaussian graphical models. *Journal of Computational and Graphical Statistics (forthcoming)*.
- Ročková, V. and George, E. I. (2014). EMVS: The EM approach to Bayesian variable selection. *Journal of the American Statistical Association*, 109(506):828–846.